

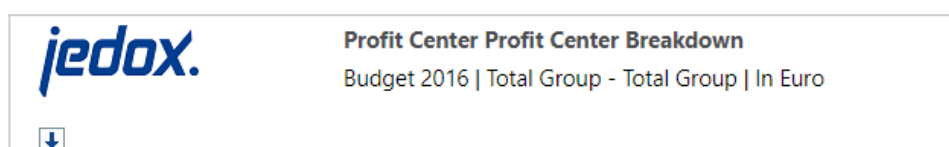
Profit Center Profit Center Breakdown Report

[Return to Profit Center Model Overview](#)

This report shows financial amounts for a group of profit centers that are stored in the [Profit Center](#) cube. It analyzes data for the selected profit centers and subordinate groups.

Report Heading


The screenshot below shows the heading area of the Profit Center Profit Center Breakdown report. The report heading updates dynamically as various reporting options are selected. The logo can be changed in the Administration panel; see [Configuring Design Elements](#) for more on report design.




The heading area of the report displays the following fields:


Field	Description	Implementation
Title	Name of the report	Name of the report in Report Designer

Subtitle Current PoV selection Localized subtitle will update as PoV selections are made

Arrow  Show/hide PoV widget Click on the arrow to display or hide point-of-view selections

Point of View (PoV) Options

The content of the report can be customized using the PoV options, which can be viewed by clicking the blue arrow at the top of the report. 



Version	Budget	▼
Month	2016	▼
Legal Entity	Total Group - Total Group	▼
Currency	In Euro	▼
Profit Center (Comparison)	17 - Profit Center Best Bicycle USA LLC	▼
Profit Center (Parent)	17 - Profit Center Best Bicycle USA LLC	▼
Cost Object	All Cost Objects - All Cost Objects	▼

Suppress Zero Lines
 Year-to-date
 Show Account No.

The available options are described below:

PoV Option	Description	Implementation
Version (combobox)	Select a version.	Version dimension

PoV Option	Description	Implementation
Month (combobox)	Select a reporting period (can be a year, or a month in a given year).	Elements matching the pattern <code>yyyy</code> , <code>FYyyyy</code> , <code>FYyyyy-MM</code> , or <code>yyyy-MM</code> of <code>Month</code> dimension
Legal Entity (combobox)	Select a single legal entity or any consolidated element.	<code>Legal Entity</code> dimension
Currency (combobox)	Select local currency or one of the target currencies. The selection of local currency is only available if the selected <code>Legal Entity</code> element has a common local currency.	Elements of <code>Currency</code> dimension matching the pattern LC and elements starting with a <code>></code> (e.g. <code>> EUR</code>). <code>LC</code> is only available if a local currency is stored (not empty) in the <code>Currency</code> attribute for the selected element of the <code>Legal Entity</code> dimension.
Profit Center (Comparison) (combobox)	Select one profit center or any consolidated element.	<code>Profit Center</code> dimension
Profit Center (Parent) (combobox)	Select one profit center or any consolidated element.	<code>Profit Center</code> dimension
Cost Object (combobox)	Select one cost object or any consolidated element.	<code>Cost Object</code> dimension

PoV Option	Description	Implementation
Suppress Zero Lines (checkbox)	Hide accounts not having any value in the current selection.	<p>Data filter factors the following elements:</p> <ul style="list-style-type: none"> • Elements of Version dimension related to selected value in Version combobox • Element of Month dimension related to settings in Month combobox and Year-to-date checkbox • Elements of Legal Entity dimension related to selected value in Legal Entity combobox • All Partner Entities Element of Partner Entity dimension • Elements of Profit Center dimension related to selected value in Profit Center combobox • All Partner Profit Centers Element of Partner Profit Center dimension • Elements of Cost Object dimension related to selected value in Cost Object combobox • All Partner Cost Object Element of Partner Cost Object dimension • Elements of Currency dimension related to selected value in Currency combobox • Adjusted and Posted element of Profit Center measure dimension. • Value for slice operator 0 or 9999999

PoV Option	Description	Implementation
Year-to-date (checkbox)	Display cumulated financial data.	Shows values for the selected month, otherwise value per <code>yyyy-MM_YTD</code> or <code>Fyyyy-MM_YTD</code> of <code>Month</code> dimension.
Show Account No. (checkbox)	Display the account number along with the account name in the row label column.	Switch between <code>Name</code> or <code>ID_Name</code> attribute of <code>PnL_Account</code> dimension.

Report Columns

The columns displayed in the report depend on the `Profit Center (Comparison)` and `Profit Center (Parent)` selections.

	17 - Profit Center Best Bicycle USA LLC <small>Profit Center (Comparison)</small>	171000 - Board and Management <small>Child of Profit Center (Parent)</small>	172000 - Infrastructure <small>Child of Profit Center (Parent)</small>	173000 - Administration <small>Child of Profit Center (Parent)</small>	174000 - Manufacturing and Installation <small>Child of Profit Center (Parent)</small>	175000 - Sales <small>Child of Profit Center (Parent)</small>	176000 - Support <small>Child of Profit Center (Parent)</small>	177000 - Service Management <small>Child of Profit Center (Parent)</small>	178000 - Purchasing <small>Child of Profit Center (Parent)</small>
Interest revenue calculated using effective interest method	408,125	0	0	408,125	0	0	0	0	0
Cost of sales	63,623,303	781,382	904,458	1,280,940	-54,850,068	5,806,455	0	0	0
Gross profit	-63,623,303	-781,382	-904,458	-1,280,940	-54,850,068	-5,806,455	0	0	0
Other income	3,997,270	0	0	0	0	3,997,270	0	0	0
Administrative expenses	3,228,518	530,730	1,165,456	282,765	0	1,249,567	0	0	0
Other expense	8,881,329	0	0	8,881,329	0	0	0	0	0
Other gains (losses)	303,322	0	0	0	0	303,322	0	0	0
Profit (loss) from operating activities	-71,432,558	-1,312,112	-2,069,914	-10,445,034	-54,850,068	-2,755,429	0	0	0
Profit (loss) from operating activities after allocation	-71,432,558	-1,312,112	-2,069,914	-10,445,034	-54,850,068	-2,755,429	0	0	0
Finance income	284,512	0	0	0	0	284,512	0	0	0
Finance costs	625,791	0	0	0	0	625,791	0	0	0
Profit (loss) before tax	-71,773,838	-1,312,112	-2,069,914	-10,445,034	-54,850,068	-3,096,709	0	0	0
Tax income (expense)	2,237,128	0	0	2,237,128	0	0	0	0	0
Profit (loss) from continuing operations	-74,010,965	-1,312,112	-2,069,914	-12,682,162	-54,850,068	-3,096,709	0	0	0

The columns are described below.

Field	Description	Implementation
Row Label	Account shown as localized name	<code>PC_Account</code> dimension descendants of a preselected Element.

Field	Description	Implementation
Area visualization of version	Fill and border style for version	Stylesheet attribute of Version dimension. Note: these border styles are not customizable.
Profit Center (Comparison)	Selected consolidated Legal Entity and Profit Center elements	Descendants of selected element of Profit Center (Comparison) combobox in the Profit Center dimension.
Profit Center (Parent)	All profit centers under the selected Profit Center element	Descendants of selected element of Profit Center (Parent) combobox in the Profit Center dimension which are on the same element level.