
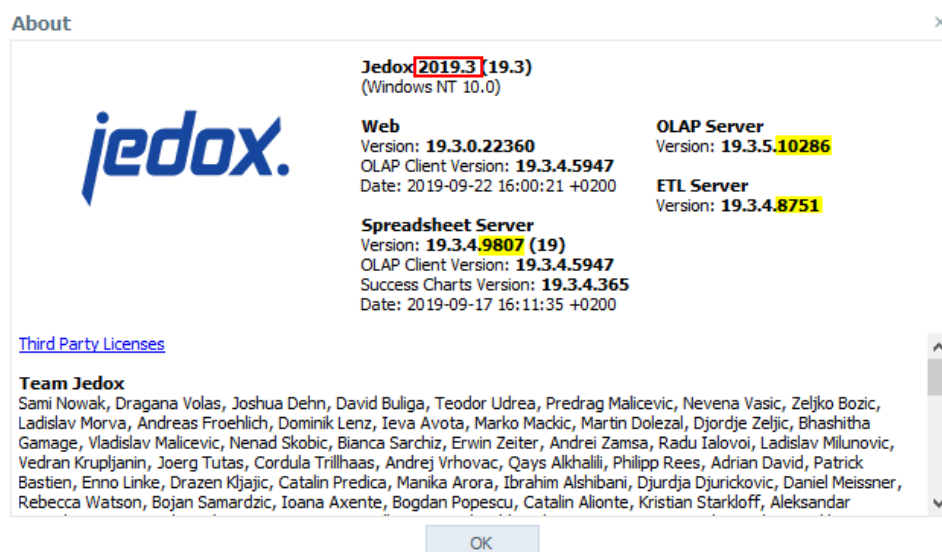


Jedox Component Versions

There are various ways to check the Jedox Component versions. This information is useful for confirming whether a component is currently supported. See [Support Lifecycle](#) for more information.

Jedox Web

In Jedox Web, you can access more information by clicking the  button at the bottom of the **Navigation** panel. The **About** window opens, showing you information about the components:



About [Close]

Jedox **2019.3 (19.3)**
(Windows NT 10.0)

Web
Version: **19.3.0.22360**
OLAP Client Version: **19.3.4.5947**
Date: 2019-09-22 16:00:21 +0200

OLAP Server
Version: **19.3.5.10286**

ETL Server
Version: **19.3.4.8751**

Spreadsheet Server
Version: **19.3.4.9807 (19)**
OLAP Client Version: **19.3.4.5947**
Success Charts Version: **19.3.4.365**
Date: 2019-09-17 16:11:35 +0200

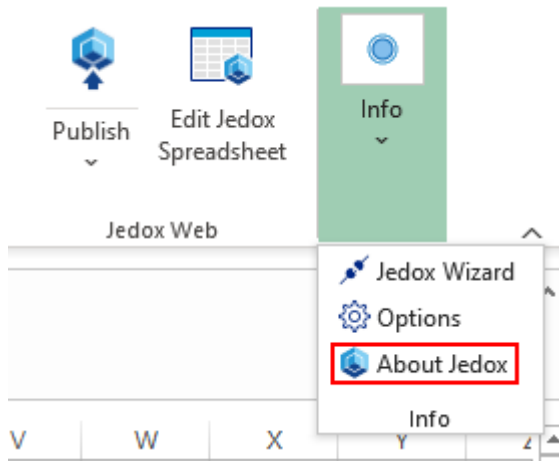
[Third Party Licenses](#)

Team Jedox
Sami Nowak, Dragana Volas, Joshua Dehn, David Buliga, Teodor Udrea, Predrag Malicevic, Nevena Vasic, Zeljko Bozic, Ladislav Morva, Andreas Froehlich, Dominik Lenz, Ieva Avota, Marko Mackic, Martin Dolezal, Djordje Zeljic, Bhashitha Gamage, Vladislav Malicevic, Nenad Skobic, Bianca Sarchiz, Erwin Zeiter, Andrei Zamsa, Radu Ialovoi, Ladislav Milunovic, Vedran Krupljanin, Joerg Tutas, Cordula Trillhaas, Andrej Vrhovac, Qays Alkhalili, Philipp Rees, Adrian David, Patrick Bastien, Enno Linke, Drazen Kijajic, Catalin Predica, Manika Arora, Ibrahim Alshibani, Djurdja Djurickovic, Daniel Meissner, Rebecca Watson, Bojan Samardzic, Ioana Axente, Bogdan Popescu, Catalin Alionte, Kristian Starkloff, Aleksandar

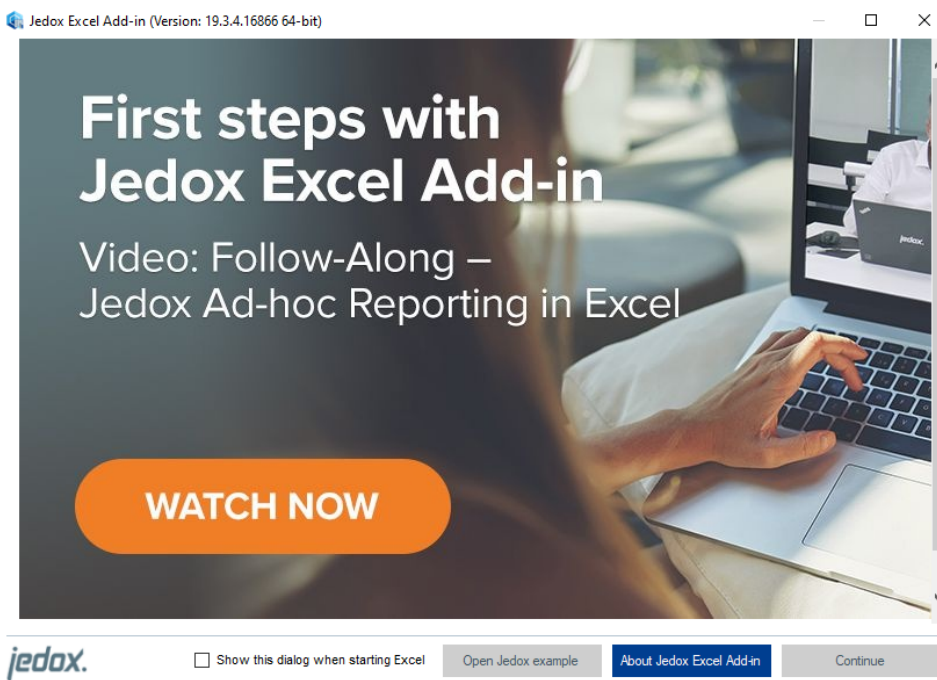
OK

Excel Add-in

In Excel Add-in, go to **About Jedox** menu item.



The following dialog window opens:



You can see the Excel Add-in version displayed at the top of the dialog window. Click **About Jedox Excel Add-in** for additional information.

The following dialog is displayed:

Log files

The log files provide information for each separate component. The default paths to the log files are:

- Windows: `..\Jedox\Jedox Suite\log`
- Linux: `../Jedox/ps/log`

The information regarding the component version is printed in the log file, each time you start the service. Be aware that the versions printed throughout the log file can be different depending on the age of the file and whether you installed updates/hotfixes since the system started printing into those files. For example, in the `olap_server` log file for Windows, an entry showing you the component version looks like the one below:

```
2019-09-23 15:56:27 INFO: [system] starting Jedox  
OLAP 19.3.5 (10286.24)
```

Note: The Jedox Web UI version does not change when you apply a hotfix.

