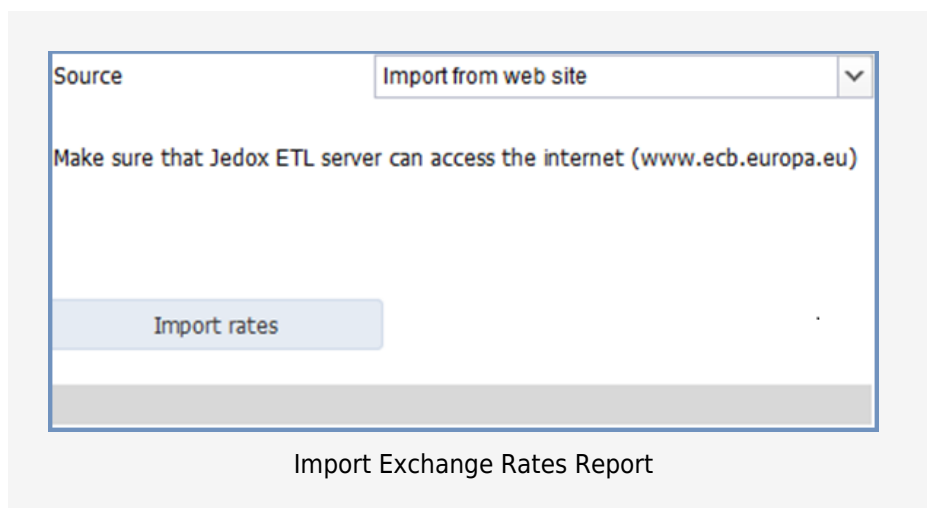




# Import Exchange Rates Report

[Return to Exchange Rates Report](#)

The Import Exchange Rates report enables you to import exchange rates from an external source of your choice.



Field	Description	Implementation
Source	<p><i>Import from CSV file:</i> imports exchange rates from the ECB in a standard-format CSV file, which is stored in the standard import folder on the file system.</p> <p><b>Note:</b> the folder name needs to be valid and accessible from the Integrator.</p> <p><i>Import from CSV file in Jedox Web Report Designer:</i> imports exchange rates provided as a standard-format CSV file from the ECB and stored in the standard import folder on Jedox Web.</p> <p>Online: imports the exchange rates directly from the ECB website</p>	<p>The standard import folder is defined for the model in the Administration &gt; Settings &gt; <a href="#">[Model Name]/System</a>.</p> <p>The standard import folder is set during the <a href="#">Jedox installation in Windows</a>.</p> <p>The default location for the standard import folder of the Jedox Suite in Windows is <a href="#">C:\program files (x86)\Jedox\Jedox Suite\tomcat\webapps\etl\server\data\files</a>.</p> <p>The default location for the standard import folder on Jedox Web is in Report Designer &gt; <a href="#">Model &gt; [Model Name] /Files /Import</a></p>
Explanation	Additional hints for the selected source.	
Import Rates	Starts the import procedure	<p>Runs job to import and process exchange rates in Integrator:</p> <ul style="list-style-type: none"> <li><i>Import from CSV file:</i> job <a href="#">kfcc08_60_E2B_Euro_rates</a></li> <li><i>Import from CSV file in Jedox Web Report Designer:</i> job <a href="#">kfcc21_60_E2B_Euro_rates</a></li> <li>Online: job <a href="#">kfcc16_60_ECB_Euro_rates_online</a></li> </ul> <p>Variables:</p> <ul style="list-style-type: none"> <li><a href="#">kfcs05_SolutionDatabase</a>: imports exchange rates to this connection and database.</li> </ul>
Get Job Status	Visible if the job is currently running.	
Status message and icon	<p>Empty: job has not been started yet</p> <p>Running: job has been started and did not finish within a short timeout period. Use <a href="#">Get Job Status</a> button to check whether the job has terminated.</p> <p>Failed: job has failed. Check the execution log in Integrator - Monitor  for detailed information.</p> <p>Completed with Warnings: job has succeeded, but one or more warnings have been raised during the execution. Check the execution log in Integrator - Monitor  for detailed information.</p> <p>Completed successfully: job succeeded without any warnings or errors.</p>	

