

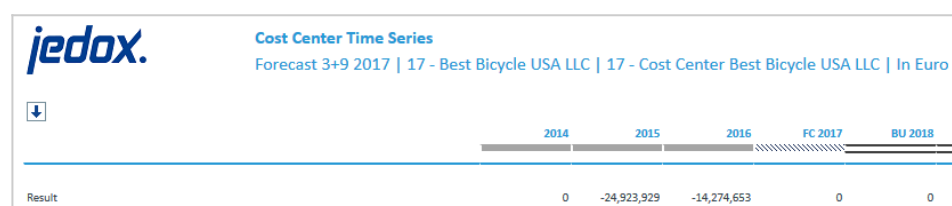
Cost Center Time Series Report

[Return to Cost Center Model Overview](#)

This report shows financial amounts that are stored in the [Cost Center](#) cube. It focuses on comparison of data via charts. Figures can be analyzed based on years, quarters, and months. Amounts can be shown in local currency or converted into one of the target currencies.


Report Heading

The screenshot below points out the heading area of the Cost Center Time Series report. The report heading updates dynamically as various reporting options are selected. The logo can be changed in Administration; see [Configuring Design Elements](#) for more on report design.











	2014	2015	2016	FC 2017	BU 2018
Result	0	-24,923,929	-14,274,653	0	0

The heading area of the report displays the following fields:

Field	Description	Implementation
Title	Name of the report	Name of the report in Report Designer
Subtitle	Current PoV selection	Localized subtitle will update as PoV selections are made
Arrow 	Show/hide PoV widget	Click on the arrow to display or hide point-of-view selections

Point of View (PoV) Options

The content of the report can be customized using the PoV options, which can be viewed by clicking the blue arrow at the top of the report. 

	
Version	Forecast 3+9 
Year	2017 
Selection	Yearly 
Legal Entity	17 - Best Bicycle USA LLC 
Currency	In Euro 
Cost Center	17 - Cost Center Best Bicycle USA LLC 

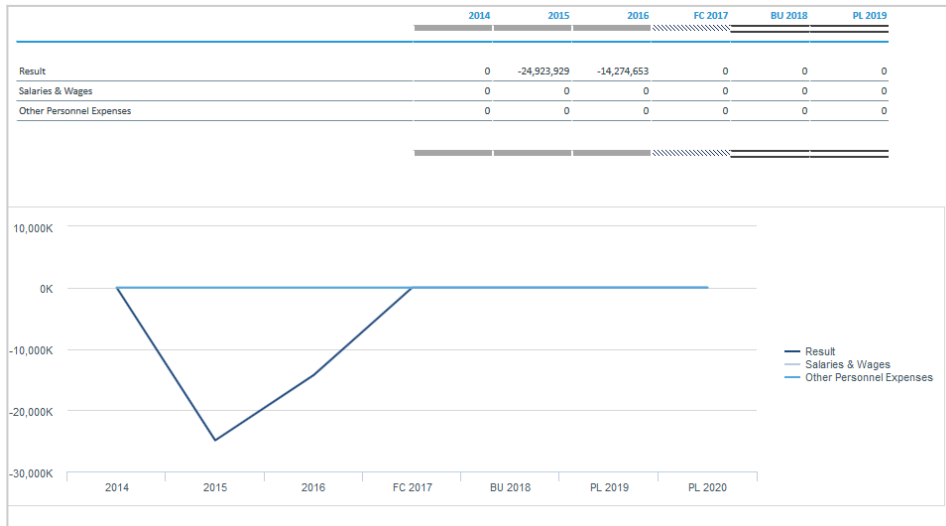
The available options are described below:

PoV Option	Description	Implementation
Version (combobox)	Select one forecast for comparison.	Version dimension, filter for Stylesheet attribute equals FC
Year (combobox)	Select a reporting period (can be a year, or a month in a given year).	Elements matching the pattern yyyy or FYyyyy of Month dimension
Selection (combobox)	Select a time format to display data (yearly or monthly). The quarterly time format can be added via the Time Editor.	Elements matching the pattern yyyy, FYyyyy, FYyyyy-MM, yyyy-MM, or yyyy-QQ of Month dimension
Legal Entity (combobox)	Select one single legal entity or any consolidated element.	Legal Entity dimension
Currency (combobox)	Select local currency or one of the target currencies. The selection of local currency is only available for base elements or consolidated elements of the Legal Entity dimension having a common currency.	Elements of Currency dimension matching the pattern LC and elements starting with a C (e.g. EUR). LC is only available if a local currency is stored (not empty) in the Currency attribute for the selected element of the Legal Entity dimension.
Cost Center (combobox)	Select one single cost center or any consolidated element.	Cost Center dimension

Report Columns

The columns displayed in the report depend on the selections made in the PoV area. The screenshot below shows a report displaying the

yearly selection.



Below are descriptions of the columns in the Cost Center Time Series Report.

Field	Description	Implementation
Row Label	Account shown as localized name	Cost Type dimension descendants of a preselected element.
Area visualization of version	Fill and border style for version	Stylesheet attribute of Version dimension

Field	Description	Implementation
Time	Selection of time period	<p>Elements matching several patterns:</p> <ul style="list-style-type: none">• Yearly: Elements of Month dimension matching a pattern that starts with a selected year in the Month checkbox• Quarterly: Elements of Month dimension matching the pattern of starting with a selected year and ends with an array of a letter and repertoire of numbers.• Monthly: Elements of Month dimension matching the pattern of starting with selected year and ends and with a repertoire of numbers (only previous years, budget, and forecast are displayed).
Value		Financial amount of Cost Center cube