

Cash Flow Budget Report

[Return to Cash Flow Overview](#)

This report shows financial amounts which are stored in [Profit and Loss](#) and the [Balance Sheet](#) and will be displayed in [Cash Flow](#) cube via rules, only [Adjustments](#) are stored in the [Cash Flow](#) cube. It focuses on planning figures for budgets and allows planning budget amounts for a year on a single element or single months.

Amounts can be shown in local currency or converted into one of the target currencies. The user can also enter comments.

Report Heading


The screenshot below points out the heading area of the Cash Flow Budget report. The report heading updates dynamically as various reporting options are selected. The logo can be changed in Administration; see [Configuring Design Elements](#) for more on report design.




The heading area of the report displays the following fields:

Field	Description	Implementation
Title	Name of the report	Name of the report in Report Designer
Subtitle	Current POV selection	Localized subtitle will update as POV selections are made
Arrow 	Show/hide POV widget	Click on the arrow to display or hide point-of-view selections

Point of View (PoV) Options

The content of the report can be customized using the PoV options, which can be viewed by clicking the blue arrow at the top of the report. 



Version	Forecast 6+6	▼
Year	2017	▼
Legal Entity	17 - Best Bicycle USA LLC	▼
Currency	Local Currency	▼

Suppress Zero Lines
 Show Adjustment
 Monthly
 Show Account No.

The available options are described below:

PoV Option	Description	Implementation
Version (combobox)	Select one forecast for comparison.	Version dimension, filter for Stylesheet attribute equals FC
Year (combobox)	Select a reporting period.	Elements matching the pattern yyyy or FYyyyy of Month dimension
Legal Entity (combobox)	Select one single legal entity or any consolidated element.	Legal Entity dimension
Currency (combobox)	Select local currency or one of the target currencies. The selection of local currency is only available for base elements or consolidated elements of the Legal Entity dimension having a common currency.	Elements of Currency dimension matching the pattern LC and elements starting with a C (e.g. > EUR). LC is only available if a local currency is stored (not empty) in the Currency attribute for the selected element of the Legal Entity dimension.
Suppress Zero Lines (checkbox)	Hide accounts not having any value in the current selection.	Data filter factors the following elements: <ul style="list-style-type: none"> • Previous_year, Budget, and Forecast_x+y elements of Version dimension • Element of Month dimension related to settings in Year combobox • Elements of Legal Entity dimension related to selected value in Legal Entity combobox • Elements of Currency dimension related to selected value in Currency combobox • Adjusted element of Cash Flow measure dimension • Value for slice operator 0 or 9999999
Show Adjustment (checkbox)	Show adjustments for the version Budget .	Enable entry on Adjustment in Cash Flow measure dimension
Monthly (checkbox)	Show monthly values instead of a single value for the entire year.	Monthly elements are descendants of the selected year in the range yyyy-01 - yyyy-12 Single element for the entire year is yyyy-
Show Account No. (checkbox)	Display the account number along with the account name in the row label column.	Switch between Name or ID Name attribute of CF Account dimension.

Report Columns and Rows

The columns and rows displayed in the report depend on the selections made in the PoV area. The screenshot below shows a report displaying Forecast 6+6, with the option **Suppress Zero Lines** selected.

	PY	FC 6+6	ΔPY%	2017 (entry)	ΔFC 6+6%	Comment
Profit (loss)	17,717,676	-18,577,542	-204.9%	0		
Total adjustments to reconcile profit (loss)	676,215	1,364,087	+101.7%	0		
Net cash flows from (used in) operations	18,393,891	-17,213,455	-193.6%	0		
Income taxes refund (paid)	1,323,608	2,670,032	+101.7%	0		
Net cash flows from (used in) operating activities	17,070,283	-19,883,487	-216.5%	0		
Purchase of intangible assets	75,091	151,477	+101.7%	0		
Proceeds from sales of other long-term assets, classified as investing activities	641,196	1,293,444	+101.7%	0		
Purchase of other long-term assets	614,580	1,239,754	+101.7%	0		

Below are descriptions of the columns and rows in the Cash Flow Budget Report. **Note:** the month columns are only visible if the **Monthly** option in the PoV area is checked.



Field	Description	Implementation
Row Label	Account shown as localized name	CF Account dimension descendants of a preselected element, implemented with hierarchy and data filters.
Area	Fill and border style for version visualization of version	Stylesheet attribute of Version dimension
PY	Previous year value	Previous Year element of Version dimension
FC x+y	Forecast x+y value, the most recent forecast	Elements matching the pattern FC in Stylesheet attribute of Version dimension
ΔPY%	Percentage change of Budget to Previous Year	$(\text{Budget} - \text{Previous Year}) / \text{Previous Year}$
ΔFC x+y%	Percentage change of Budget to Forecast x+y value	$(\text{Budget} - \text{Forecast}) / \text{Forecast}$

Field	Description	Implementation
yyyy (entry)	Yearly figure for selected budget	yyyy-~ element of Month dimension
MMM	Monthly figures for selected budget	Element of Month dimension related to settings in Year combobox
BU	Budget value	Budget element of Version dimension
Comment	Entry of comment	Comment element of Cash Flow_measure dimension

Cell Locking

Cell locking prevents the entry of data in fields that draw on multiple sources. For all planning reports, data entry is only possible when a single legal entity and the local currency are selected.

In the Cash Flow Budget report, it is possible to input data in some of the columns that are indicated with a horizontal striped pattern:

 . The area where data entry is possible is indicated by a gray box  as shown in the screenshot below:

	PY	FC 6+6	ΔPY%	Input	Adjustment	2017 (entry)	ΔFC 6+6%	Comment
Profit (loss)	17,717,676	-18,577,542	-204.9%	0	0	0		
Total adjustments to reconcile profit (loss)	676,215	1,364,087	+101.7%	0	0	0		
Net cash flows from (used in) operations	18,393,891	-17,213,455	-193.6%	0	0	0		
Income taxes refund (paid)	1,323,608	2,670,032	+101.7%	0	0	0		
Net cash flows from (used in) operating activities	17,070,283	-19,883,487	-216.5%	0	0	0		
Purchase of intangible assets	75,091	151,477	+101.7%	0	0	0		
Proceeds from sales of other long-term assets, classified as investing activities	643,196	1,293,444	+101.7%	0	0	0		
Purchase of other long-term assets	614,580	1,239,754	+101.7%	0	0	0		