

Balance Sheet Forecast Report

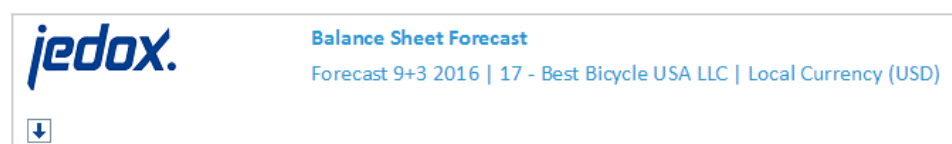
[Return to Balance Sheet Model Overview](#)

This report shows financial amounts that are stored in the [Balance Sheet](#) cube. It focuses on planning figures for several forecast version figures and compares these with other versions. In this report it is possible to forecast amounts for a year on a single element or for single months.

Amounts can be shown in local currency or converted into one of the target currencies. The user can also enter comments.


Report Heading

The screenshot below points out the heading area of the Balance Sheet Forecast report. The report heading updates dynamically as various reporting options are selected. The logo can be changed in Administration; see [Configuring Design Elements](#) for more on report design.





The heading area of the report displays the following fields:

Field	Description	Implementation
-------	-------------	----------------

Title	Name of the report	Name of the report in Report Designer
Subtitle	Current PoV selection	Localized subtitle will update as PoV selections are made
Arrow 	Show/hide PoV widget	Click on the arrow to display or hide point-of-view selections

Point of View (PoV) Options

The content of the report can be customized using the PoV options, which can be viewed by clicking the blue arrow at the top of the report. 



Version	Forecast 9+3	▼
Year	2016	▼
Legal Entity	17 - Best Bicycle USA LLC	▼
Currency	Local Currency	▼
Comparison Forecast	None	▼
Transaction Type	Transactions	▼

Suppress Zero Lines
 Monthly
 Show Account No.

[Total assets](#)

The available options are described below:

PoV Option	Description	Implementation
Version (combobox)	Select one forecast for comparison.	Version dimension, filter for Stylesheet attribute equals FC
Year (combobox)	Select a reporting period.	Elements matching the pattern yyyy or FYyyyy of Month dimension
Legal Entity (combobox)	Select one single legal entity or any consolidated element.	Legal Entity dimension
Currency (combobox)	Select local currency or one of the target currencies. The selection of local currency is only available for base elements or consolidated elements of the Legal Entity dimension having a common currency.	Elements of Currency dimension matching the pattern LC and elements starting with a L (e.g. > EUR). LC is only available if a local currency is stored (not empty) in the Currency attribute for the selected element of the Legal Entity dimension.
Comparison Forecast (combobox)	Select one forecast for comparison (or no forecast).	Version dimension, filter for Stylesheet attribute equals FC
Transaction Type (combobox)	Break the budget data column(s) down into four parts: a calculated, read-only part called Closing and three editable parts called Transactions , Delta Transactions (entry) and Closing (entry) .	See Report Columns (below) for description of Closing , Transactions , Delta Transactions (entry) and Closing (entry) columns.

PoV Option	Description	Implementation
Suppress Zero Lines (checkbox)	Hide accounts not having any value in the current selection.	Data filter factors the following elements: <ul style="list-style-type: none"> • Previous year, Budget, Forecast x+y, Actual elements of Version dimension • Element of Month dimension related to settings in Year combobox • Elements of Legal Entity dimension related to selected value in Legal Entity combobox • Elements of Currency dimension related to selected value in Currency combobox • Value for slice operator 0 or 9999999
Monthly (checkbox)	Show monthly values instead of a single value for the remaining forecast months.	Descendants of the selected year in the range yyyy-01 - yyyy-12 OR yyyy-MM_YTD and yyyy-MM_YTD depending on the selected forecast.
Show Account No. (checkbox)	Display the account number along with the account name in the row label column.	Switch between Name or ID_Name attribute of BS Account dimension.

Report Columns

The columns displayed in the report depend on the selections made in the PoV area. The screenshot below shows a report displaying Forecast 3+9 and Comparison Forecast 6+6, with the option [Suppress Zero Lines](#) selected.

Total assets	BU	FC 6+6	ΔBU%	AC	FC 3+9	ΔBU%	Comment
Total property, plant and equipment	2,567,739	2,417,489	-5.9%	2,203,448	2,413,177	...	-14.2%
Other non-current financial assets	83,273	69,394	-16.7%	69,394	69,394	...	-16.7%
Goodwill	67,218	56,015	-16.7%	56,015	56,015	...	-16.7%
Total intangible assets other than goodwill	298,143	256,868	-13.8%	250,382	256,737	...	-16.0%
Total investments in subsidiaries, joint ventures and associates	257,749	214,790	-16.7%	214,790	214,790	...	-16.7%
Total non-current assets	3,274,121	3,014,556	-7.9%	2,794,029	3,010,113	...	-14.7%
Total current inventories	1,320,122	1,100,102	-16.7%	1,100,102	1,100,102	...	-16.7%
Total trade and other current receivables	3,112,080	4,559,271	+46.5%	3,044,089	4,528,749	...	-2.2%
Current tax assets, current	22,879	41,282	+80.4%	24,159	40,938	...	+5.6%
Other current financial assets	81,097	67,580	-16.7%	67,580	67,580	...	-16.7%
Other current non-financial assets	261,241	217,701	-16.7%	217,701	217,701	...	-16.7%
Cash-in-hand	17,667	14,722	-16.7%	14,722	14,722	...	-16.7%
Current Payments	101,846,193	183,768,211	+80.4%	107,544,453	182,232,749	...	+5.6%
JP Morgan Chase	101,846,193	183,768,211	+80.4%	107,544,453	182,232,749	...	+5.6%
Bank Balances	101,846,193	183,768,211	+80.4%	107,544,453	182,232,749	...	+5.6%
Cheques	33,045	27,537	-16.7%	27,537	27,537	...	-16.7%
Total cash and cash equivalents	101,896,905	183,810,470	+80.4%	107,586,712	182,275,008	...	+5.6%
Total current assets other than non-current assets or disposal groups classified as held f	106,694,324	189,796,407	+77.9%	112,040,343	188,230,077	...	+5.0%
Total current assets	106,694,324	189,796,407	+77.9%	112,040,343	188,230,077	...	+5.0%
Total assets	109,968,444	192,810,962	+75.3%	114,834,372	191,240,191		

Below are descriptions of the columns in the Balance Sheet Forecast Report. **Note:** the month columns are only visible if the [Monthly](#) option in the PoV area is checked.

Field	Description	Implementation
Row Label	Account shown as localized name	BS Account dimension descendants of a preselected element, implemented with hierarchy and data filters.
Area visualization of version	Fill and border style for version	Stylesheet attribute of Version dimension
BU	Budget value	Budget element of Version dimension
FC x+y (Comparison Forecast)	Forecast x+y comparison value	Displays the element selected in Comparison Forecast combobox; if no forecast is selected, this column does not appear.
ΔBU%	Percentage change of Forecast x+y comparison to budget	$(\text{Forecast } x+y - \text{Budget}) / \text{Budget}$
FC	Total of forecast figures for planning scenario Forecast x+y in combination with selection of Transaction Type .	Input element of Balance Sheet_measure dimension and element of the Transaction Type dimension.
MMM	Total of selected Transaction Type and the manually entered amount in the monthly view.	Elements of Transaction Type dimension on the yyyy-MM elements in the Month dimension.
ΔBU%	Percentage change of Forecast x+y to budget	$(\text{Forecast } x+y - \text{Budget}) / \text{Budget}$
Comment	Entry of comment	Comment element of Balance Sheet_measure dimension

Cell Locking

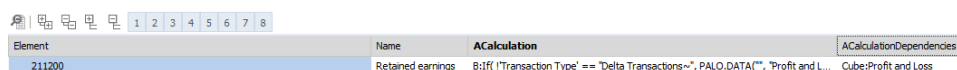
For all planning reports, data entry is only possible when a single legal entity and the local currency are selected. Cell locking prevents the entry of data in fields that draw on multiple sources.

In the Balance Sheet Model, data entry is generally possible when no


other Jedox Models are installed. However, if Jedox's Profit and Loss model is installed, then cell locking logic will be activated, as the data fields are linked across the Models.

Every account in the **BS Account** dimension contains both the **PCalculation** attribute, which defines the rule that is implemented on the element, and **PCalculationDependencies** attribute, which defines the source cube of the transferred data. When information is stored in these attributes, cell locking is activated in the planning reports and data cannot be entered.

For example, in the first screenshot below, element 311320 - Total revenue (entry) contains information for **PCalculation** and **PCalculationDependencies**. Thus, the planning report will NOT allow values to be written to the database.

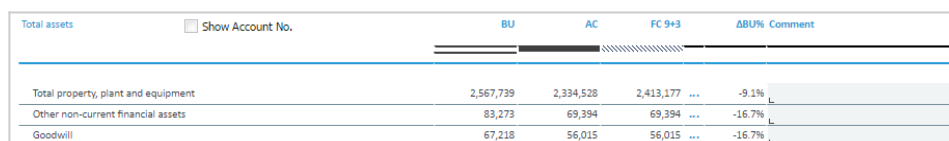


Element	Name	ACalculation	ACalculationDependencies
211200	Retained earnings	B:iff (!Transaction Type' == 'Delta Transactions-', PALO.DATA('', 'Profit and L...	Cube:Profit and Loss

In the Balance Sheet Forecast report, it is possible to input data in areas that are indicated with a reversed hatched area: 

The area where data entry is possible is indicated by a gray box

 as shown in the screenshot below:



Total assets	BU	AC	FC 9+3	ΔBU% Comment
Total property, plant and equipment	2,567,739	2,334,528	2,413,177 ...	-9.1% L
Other non-current financial assets	83,273	69,394	69,394 ...	-16.7% L
Goodwill	67,218	56,015	56,015 ...	-16.7% L